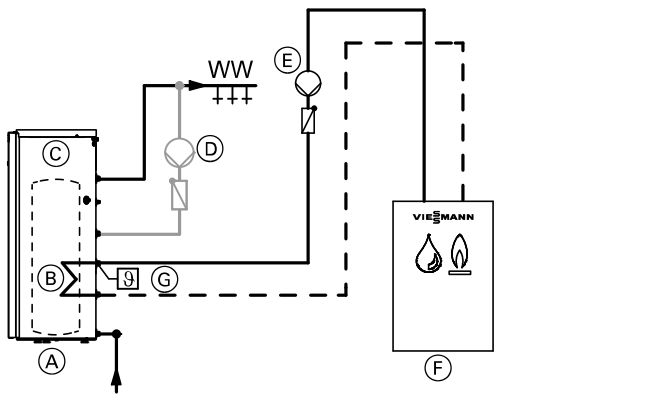


## Design information (cont.)

### Vitocal 060-A, type T0S-ze



- (C) Heat pump module
- (D) DHW circulation pump (on site)
- (E) Circulation pump for cylinder heating
- (F) External heat generator
- (G) Cylinder temperature sensor

- (A) Vitocal 060-A, type T0S-ze
- (B) Integral DHW cylinder with smooth tube indirect coil

## Electrical connection of the external heat generator

### Vitocal 060-A, type T0S-ze

The external heat generator is activated either manually or via the switching contact of the heat pump control unit.

If an immersion heater EHT (accessories) is also installed, it must be controlled via the switching contact of the heat pump control unit. In this case, the external heat generator is controlled manually, e.g. via the contactor relay (accessories). This means the cylinder temperature can also be influenced by the external heat generator.

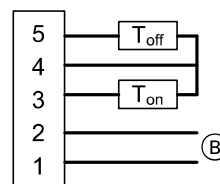
Operating mode	Electrical connection of the external heat generator	
	System with immersion heater EHT	System without immersion heater EHT
Recirculation air mode	Manual	Switching contact or Manual
Recirculation air mode with air discharge to the outside	Manual	Switching contact or Manual
Outdoor air mode	Manual	Switching contact

### Vitocal 262-A, type T2H-ze

The cylinder temperature sensor for DHW reheating via the external heat generator is connected to the heat pump control unit. The external heat generator is activated via a switching contact of the heat pump control unit. The start and stop temperatures are set as fixed, using resistors  $T_{on}$  and  $T_{off}$  on plug [5].

If an immersion heater EHT (accessories) is also installed, it must be controlled via the switching contact of the heat pump control unit. The heat pump control unit assumes control for optimum hybrid operation.

### Connecting the external heat generator to plug [5] of the heat pump control unit



- (B) Enclosed signal line for issuing a demand to the external heat generator
- $T_{off}$  Resistor for the stop temperature of the external heat generator DHW temperature (indicated on the control unit of the external heat generator):  $> 60\text{ °C}$
- $T_{on}$  Resistor for the start temperature of the external heat generator DHW temperature (indicated on the control unit of the external heat generator):  $< 30\text{ °C}$

### Resistors $T_{on}$ and $T_{off}$ for the cylinder temperature sensor for DHW reheating

For use with a Viessmann external heat generator, the resistors on plug [5] are factory-fitted for an NTC 10 k $\Omega$  cylinder temperature sensor.

## Design information (cont.)

In conjunction with third party manufacturer external heat generators, the resistors on plug [5] may have to be adapted to the cylinder temperature sensor used according to the following table (resistors part of standard delivery).

### Resistor according to cylinder temperature sensor used for the external heat generator

Temperature sensor	Required resistor on the switching contact			
	$T_{off}$		$T_{on}$	
	Connection at terminals 4, 5	Colour coding	Connection at terminals 3, 4	Colour coding
NTC 10 k $\Omega$ (delivered condition)	1.3 k $\Omega$	Brown/Orange/Black/ Brown/Brown	10 k $\Omega$	Brown/Black/Black/Red/ Brown
Pt500	649 $\Omega$	Blue/Yellow/White/ Black/Brown	549 $\Omega$	Green/Yellow/White/ Black/Brown
Pt1000	1.3 k $\Omega$	Brown/Orange/Black/ Brown/Brown	1.1 k $\Omega$	Brown/Brown/Black/ Brown/Brown

Detailed information regarding system examples:

[www.viessmann-schemes.com](http://www.viessmann-schemes.com)

## 5.10 DHW Booster HP: Hydraulic connection

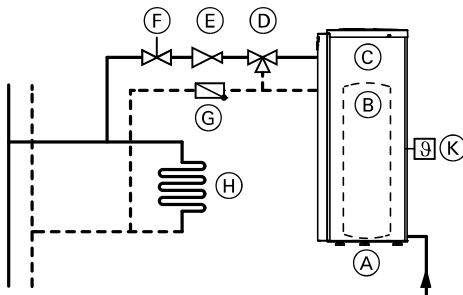
### Connecting the underfloor heating

The DHW Booster HP uses the heating return as the primary energy source for generating DHW.

In the summer months, the slight heat extraction from the underfloor heating circuits provides simple and cost-free cooling.

The higher the return temperature from the underfloor heating, the more efficiently the heat pump works.

- (C) Heat pump module
- (D) Automatic thermostatic mixing valve
- (E) Pressure reducer
- (F) Flow regulating valve
- (G) Non-return valve
- (H) Underfloor heating
- (K) Cylinder temperature sensor



- (A) DHW Booster HP, type 170 L
- (B) Integral DHW cylinder with smooth tube indirect coil